# RDA-X – simply flexible




## The compact offset printing, lacquering and finishing machine for plastic tubes

//polytype

Passion · Innovation · Decoration

# Always the best – a genuine all-rounder

//polytype is a leading manufacturer of high-quality decorating and finishing machines for plastic tubes and sleeves. Customers benefit every day from the extreme flexibility and high productivity of //polytype solutions coupled with the company's process expertise and excellent service.

//polytype is part of the Swiss wifag//polytype Group, which operates globally and has branches in Switzerland, Germany, Bulgaria, USA and Thailand. This alliance gives //polytype access to a broad technology base and guarantees a global and professional partnership for your success.

**Feeding tubes**
Tubes can be fed in manually, semi-automatically from a storage magazine or fully automatically using a drum.

**Membrane film fixing**
To seal the tube opening, precisely sized membranes are punched out before the aluminum or plastic laminate film is welded to the tube head.

**Ionisation with dust exhaust**
To clean the tubes, particles are neutralized electrostatically and then cleaned of dirt particles using a vacuum.













**UV lacquer curing**
The UV lacquer curing process takes place in a separate //polytype oven with progressive heat control. The path is S-shaped and equipped with two UV radiation elements. A swivel-mounted opening enables easy cleaning and simple reel changes.

**Anilox/squeegee lacquering unit**
The lacquering unit ensures even application using either a squeegee or anilox lacquering unit. The unit can be pulled out, which ensures excellent accessibility. A temperature control system is also integrated.

**UV ink curing**
The UV ink curing process is equipped with progressive power control. It was developed for quick lamp changes and ease of maintenance.

**Cap screw-on/snap-on**
The same station can be used to screw in closures or snap on caps without time-consuming changeovers.

**Cap tightening**
Once a cap has been screwed on, a controlled process is used to tighten it using the correct torque.

**Surface pre-treatment**
To ensure reliable ink adhesion, this station is used to pre-treat the surface of the tubes with gas or a Corona.













**Temperature-controlled inking unit**
This inking unit ensures constant ink processing and was designed for fast ink changes. It is also very easy to maintain.

**High-precision printing unit**
The printing unit can reproduce print images comprising up to 8 colors in consistently high quality even over longer periods. Thanks to the ergonomic design and quick-change options, a print image can be changed within a very short space of time.

**Printing plate punching device**
30x magnification helps ensure precise printing plate punching.

**Printing plate cylinder**
Printing plate cylinders with clamp or magnetic design enable quick and easy plate changeovers.

# Machine layout for cost-effective operation

// Manual or automatic loading and unloading
// Wide range of tube finishing operations
// Offline and inline operation
// Further optional processes also available

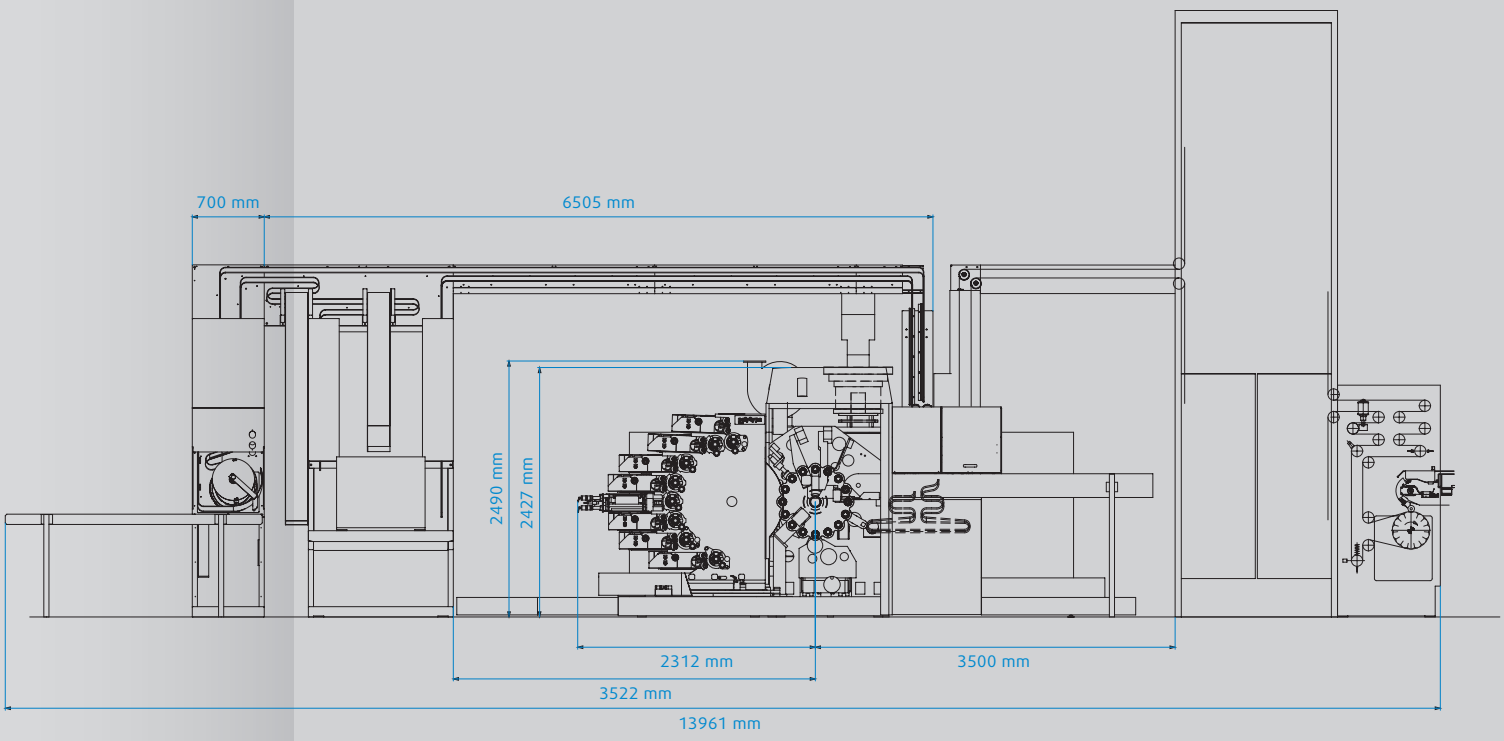


| Technical data | |
|---|---|
| Min./max. diameter: | (13.5)19-50(63.5) mm |
| Skirt length: | 60-215 mm |
| Max. printing width: | 205 mm |
| Cap diameter: | 19-50 mm |
| Max. printing speed:* | 130/min. |
| Weight of main machine: | ~10000 kg |
| *dependent on machine configuration | |

The following processes are also available as options:

// Lacquer viscosity measurement system
// Pre-print
// Alignment of the print image with a tube marker
// Vision control system

// Printing and tube finishing on one machine
// Highly flexible machine layout
// Excellent print quality and high productivity
// Swiss reliability




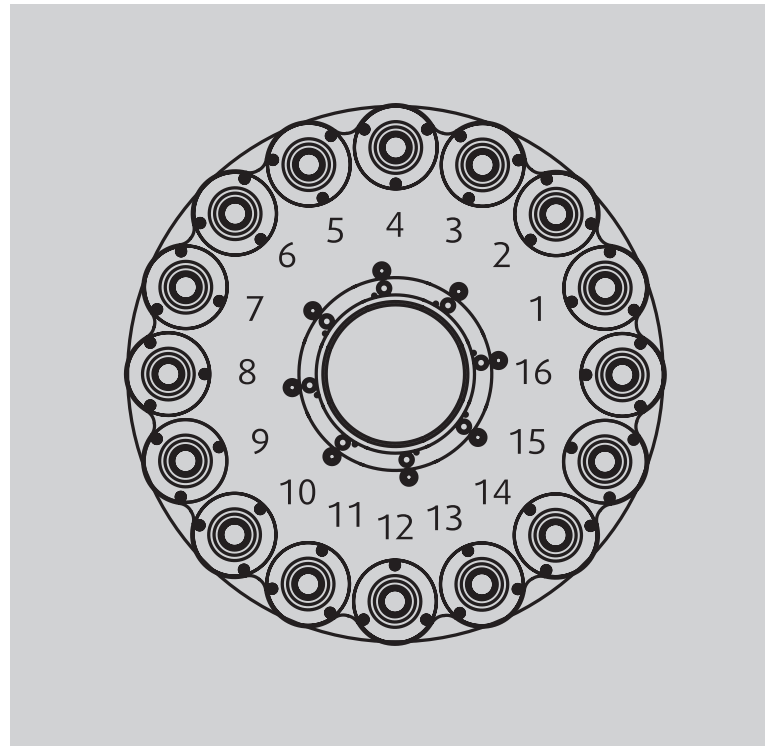


The //polytype RDA-X is a 2-in-1 offset printing and lacquering machine for inline and offline production. It enables complete printing and finishing for tubes on an extremely small footprint.

**Example 1 of the occupancy of the stations with capping on the RDA X**

1 Feeding tubes
2 Membane film fixing
3 Presence control sealing
4 Cap screw-on/snap-on
5 Cap tightening
6 Surface pre-treatment
7 Detection for positioning
8 Printing
10 UV ink curing
12 Lacquering
14 Vision control
15 Unloading tubes
16 Process control

**Example 2 of the occupancy of the stations with capping on the RDA X**

1 Feeding tubes
2 Presence control
3 Cap screw-on/snap-on
4 Cap screw-on/snap-on
5 Cap tightening
6 Surface pre-treatment
7 Detection for positioning
8 Printing
10 UV ink curing
12 Lacquering
14 Vision control
15 Unloading tubes
16 Process control

**Example 2 of the occupancy of the stations with only printing on the RDA X**

1 Feeding tubes
3 Presence control
6 Surface pre-treatment
7 Detection for positioning
8 Printing
10 UV ink curing
12 Lacquering
14 Vision control
15 Unloading tubes
16 Process control

# The right printing unit for the right application!

// The state-of-the-art printing units are the result of decades of experience
// Robust and durable construction for high-quality printing
// polytype offers a printing unit solution for every decoration need



**The standard 8-color dry offset printing unit T91**

// 8-color printing unit frame
// Inking trough with screw or levers
// Separate duct roller drives
// Central lubrication
// Automatic roller-washing unit
// Standard or magnetic printing plate cylinder
// Ink mist removal
// Plate cylinder ∅: 165 mm
// Rubber blankets: 6 (3)

**The 9-color dry offset printing unit M91**

// 9-color printing unit frame
// Inking trough with screw or levers
// Separate duct roller drives
// Central lubrication
// Automatic roller-washing unit
// Standard or magnetic printing plate cylinder
// Printing pressure with fine adjustment
// Covered gearwheels
// Plate cylinder ∅: 165 mm
// Rubber blankets: 6 (3)

**The dry offset printing unit T80 for small diameters**

// 8-color printing unit frame
// Inking trough with screw or levers
// Separate duct roller drives
// Central lubrication
// Automatic roller-washing unit
// Standard or magnetic printing plate cylinder
// Printing pressure with fine adjustment
// Ink mist removal
// Covered gearwheels
// Toray printing method
// Plate cylinder ∅: 100 mm
// Rubber blankets: 8 (4)

**Polytype AG**
26, route de la Glâne
CH-1701 Fribourg/Switzerland

Phone +41 26 426 11 11

info@polytype.com
www.polytype.com

**SWITZERLAND**

WIFAG-Polytype Holding AG
Fribourg/Switzerland

Polytype AG
Fribourg/Switzerland

**AMERICA**

Polytype America Corp.
Lincoln Park, NJ/USA

**ASIA**

Polytype Asia Pacific Co., Ltd.
Chachoengsao/Thailand

//polytype

Passion · Innovation · Decoration