RDA 16-200/240 – incredibly quick



The high-speed offset printing and lacquering machine for plastic tubes and sleeves

//polytype

Passion · Innovation · Decoration

Make an impression – with excellent results

//polytype is a leading manufacturer of high-quality decorating and finishing machines for plastic tubes and sleeves. Customers benefit every day from the extreme flexibility and high productivity of //polytype solutions coupled with the company's process expertise and excellent service.

//polytype is part of the Swiss wifag//polytype Group, which operates globally and has branches in Switzerland, Germany, Bulgaria, USA and Thailand. This alliance gives //polytype access to a broad technology base and guarantees a global and professional partnership for your success.

Feeding tubes
Tubes are fed onto a vacuum drum using chain pins. Vacuum prisms then transfer the tubes from the drum to the mandrels using a pusher.

Ionisation with dust exhaust
To clean the tubes, particles are neutralized electrostatically and then cleaned of dirt particles using a vacuum.

Surface pre-treatment
To ensure reliable ink adhesion, this station is used to pre-treat the surface of the tubes with gas or a corona.















UV lacquer curing
The UV lacquer curing process takes place in a separate //polytype oven with progressive heat control. The path is S-shaped and equipped with two UV radiation elements. A swivel-mounted opening enables easy cleaning and simple reel changes.

Anilox/squeegee lacquering unit
The lacquering unit ensures even application using either a squeegee or anilox lacquering unit. The unit can be pulled out, which ensures excellent accessibility. A temperature control system is also integrated.

UV ink curing
The UV ink curing process is equipped with progressive power control. It was developed for quick lamp changes and ease of maintenance.

Printing plate punching device
30x magnification helps ensure precise printing plate punching.

Printing plate cylinder
Printing plate cylinders with clamp or magnetic design enable quick and easy plate changeovers.







Temperature-controlled inking unit
This inking unit ensures constant ink processing and was designed for fast ink changes. It is also very easy to maintain.

High-precision printing unit
The printing unit can reproduce print images comprising up to 8 colors in consistently high quality even over longer periods. Thanks to the ergonomic design and quick-change options, a print image can be changed within a very short space of time.

Quality meets speed – a rare combination

// Ensures very stable production at maximum speeds
// Fast changeover system without tools for format parts
// Optional sleeve-cutting device
// Optimized lacquering unit for a wide range of lacquers

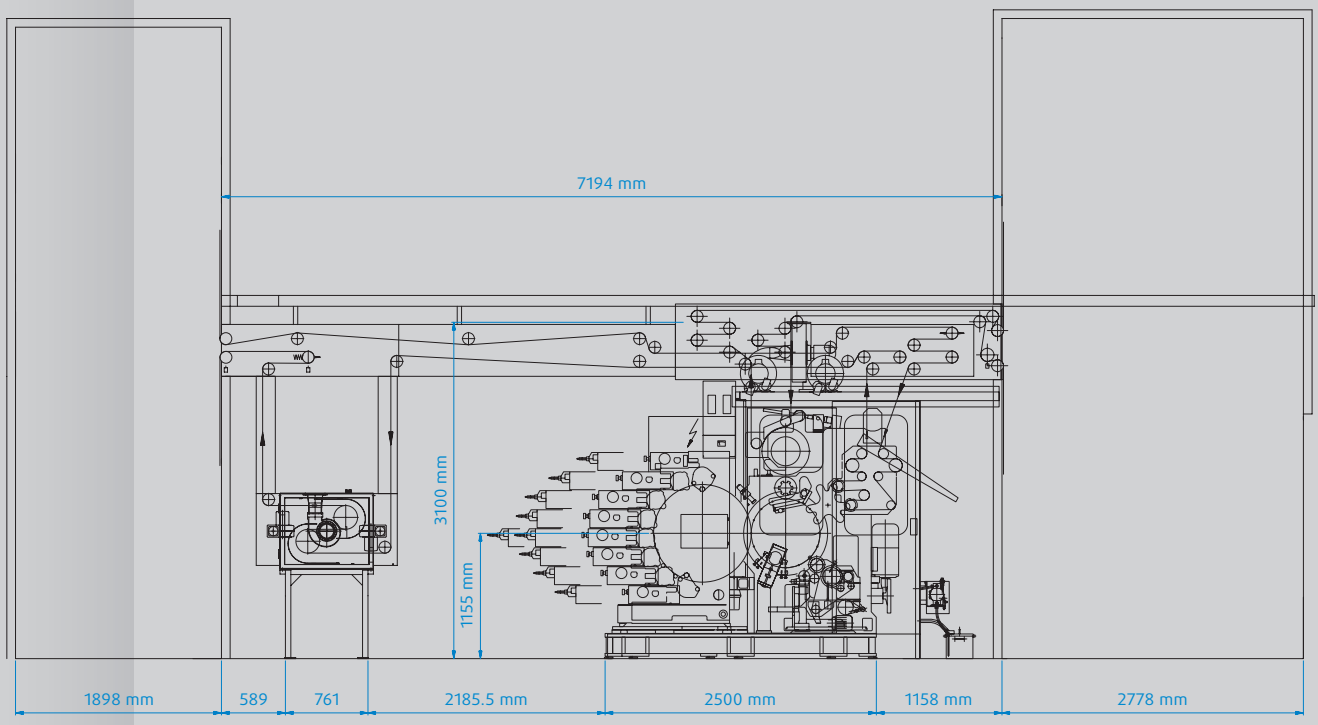

The //polytype RDA 16-200/240 high-performance offset printing and lacquering machine is the right choice for stable production with very high throughout in three-shift operation 7 days a week.

Technical data	RDA 16-200	RDA 16-240
Min./max. diameter:	(13.5)19-50(63.5) mm	(13.5)19-50(63.5) mm
Skirt length:	60-215 mm	60-205 mm
Max. printing width:	205 mm	205 mm
Max. printing speed:	200/min	240/min
Weight of main machine:	~11000 kg	~11000 kg

The following processes are also available as options:
// Lacquer viscosity measurement system
// Pre-print
// Alignment of the print image with a tube marker
// Vision control system

// Excellent print quality and high productivity
// Very fast throughput
// Compact machine design
// Fast conversion
// High availability





If you are looking for speed, flexibility and high productivity and throughput, then the //polytype RDA 16-200/240 – with its compact design and 16-mandrel run – is the press for you.

The unusual machine concept enables you to print and finish tubes and sleeves quickly and in high quality. The use of only tried-and-tested elements delivers high machine availability. Fast product changeovers ensure efficient production.

Stations can be set up for RDA 16-200

1 Feeding tubes
2 Final loading
3 Surface pre-treatment and ionisation with dust exhaust
5 Printing
8 UV ink curing
11 Lacquering
13 Vision control
14 Unloading tubes
15 Unloading tubes
16 Process control

The right printing unit for the right application!

// The state-of-the-art printing units are the result of decades of experience
// Robust and durable construction for high-quality printing
// polytype offers a printing unit solution for every decoration need



The standard 8-color dry offset printing unit T91

// 8-color printing unit frame
// Inking trough with screw or levers
// Separate duct roller drives
// Central lubrication
// Automatic roller-washing unit
// Standard or magnetic printing plate cylinder
// Ink mist removal
// Plate cylinder ∅: 165 mm
// Rubber blankets: 6 (3)

The 9-color dry offset printing unit M91

// 9-color printing unit frame
// Inking trough with screw or levers
// Separate duct roller drives
// Central lubrication
// Automatic roller-washing unit
// Standard or magnetic printing plate cylinder
// Printing pressure with fine adjustment
// Covered gearwheels
// Plate cylinder ∅: 165 mm
// Rubber blankets: 6 (3)

The dry offset printing unit T80 for small diameters

// 8-color printing unit frame
// Inking trough with screw or levers
// Separate duct roller drives
// Central lubrication
// Automatic roller-washing unit
// Standard or magnetic printing plate cylinder
// Printing pressure with fine adjustment
// Ink mist removal
// Covered gearwheels
// Toray printing method
// Plate cylinder ∅: 100 mm
// Rubber blankets: 8 (4)

Polytype AG
26, route de la Glâne
CH-1701 Fribourg/Switzerland

Phone +41 26 426 11 11

info@polytype.com
www.polytype.com

SWITZERLAND

WIFAG-Polytype Holding AG
Fribourg/Switzerland

Polytype AG
Fribourg/Switzerland

AMERICA

Polytype America Corp.
Lincoln Park, NJ/USA

ASIA

Polytype Asia Pacific Co., Ltd.
Chachoengsao/Thailand

//polytype

Passion · Innovation · Decoration