
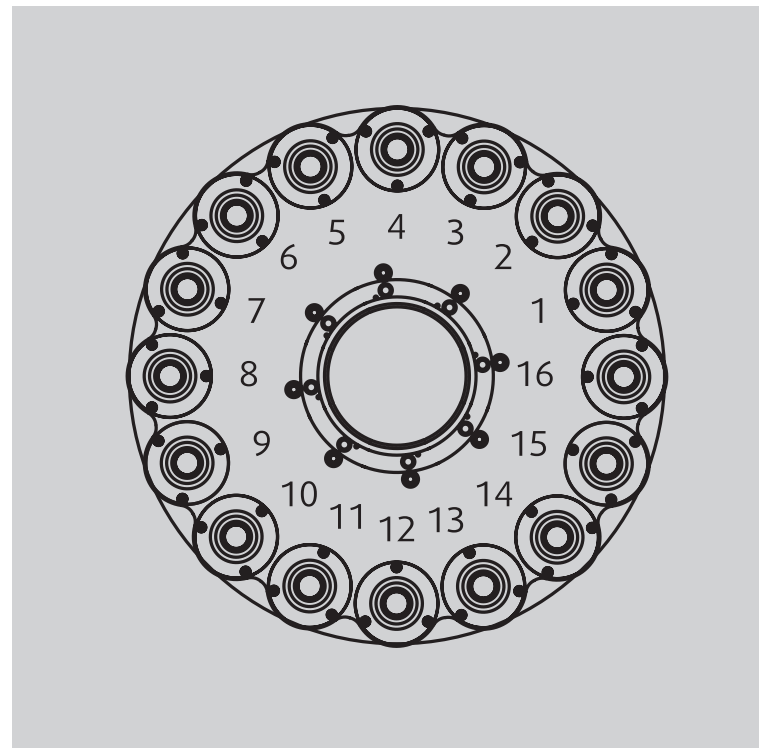



- // Printing and tube finishing on one machine
- // Highly flexible machine layout
- // Excellent print quality and high productivity
- // Swiss reliability

RDA-X – simply flexible

Always the best – a genuine all-rounder



Polytype AG
26, route de la Glâne
CH-1701 Fribourg/Switzerland

Phone +41 26 426 11 11

info@polytype.com
www.polytype.com

The //polytype RDA-X is a 2-in-1 offset printing and lacquering machine for inline and offline production. It enables complete printing and finishing for tubes on an extremely small footprint.

Example 1 of the occupancy of the stations with capping on the RDA X

- 1 Feeding tubes
- 2 Membrane film fixing
- 3 Presence control sealing
- 4 Cap screw-on/snap-on
- 5 Cap tightening
- 6 Surface pre-treatment
- 7 Detection for positioning
- 8 Printing
- 10 UV ink curing
- 12 Lacquering
- 14 Vision control
- 15 Unloading tubes
- 16 Process control

Example 2 of the occupancy of the stations with capping on the RDA X

- 1 Feeding tubes
- 2 Presence control
- 3 Cap screw-on/snap-on
- 4 Cap screw-on/snap-on
- 5 Cap tightening
- 6 Surface pre-treatment
- 7 Detection for positioning
- 8 Printing
- 10 UV ink curing
- 12 Lacquering
- 14 Vision control
- 15 Unloading tubes
- 16 Process control

Example 2 of the occupancy of the stations with only printing on the RDA X

- 1 Feeding tubes
- 3 Presence control
- 6 Surface pre-treatment
- 7 Detection for positioning
- 8 Printing
- 10 UV ink curing
- 12 Lacquering
- 14 Vision control
- 15 Unloading tubes
- 16 Process control

SWITZERLAND
WIFAG-Polytype Holding AG
Fribourg/Switzerland
Polytype AG
Fribourg/Switzerland

BULGARIA
Mechatronica S.C.
Gabrovo/Bulgaria

AMERICA
Polytype America Corp.
Lincoln Park, NJ/USA

ASIA
Polytype Asia Pacific Co., Ltd.
Chachoengsao/Thailand
Wifag-Polytype India
Marketing Private Ltd.
New Delhi/India



The compact offset printing, lacquering and finishing machine for plastic tubes

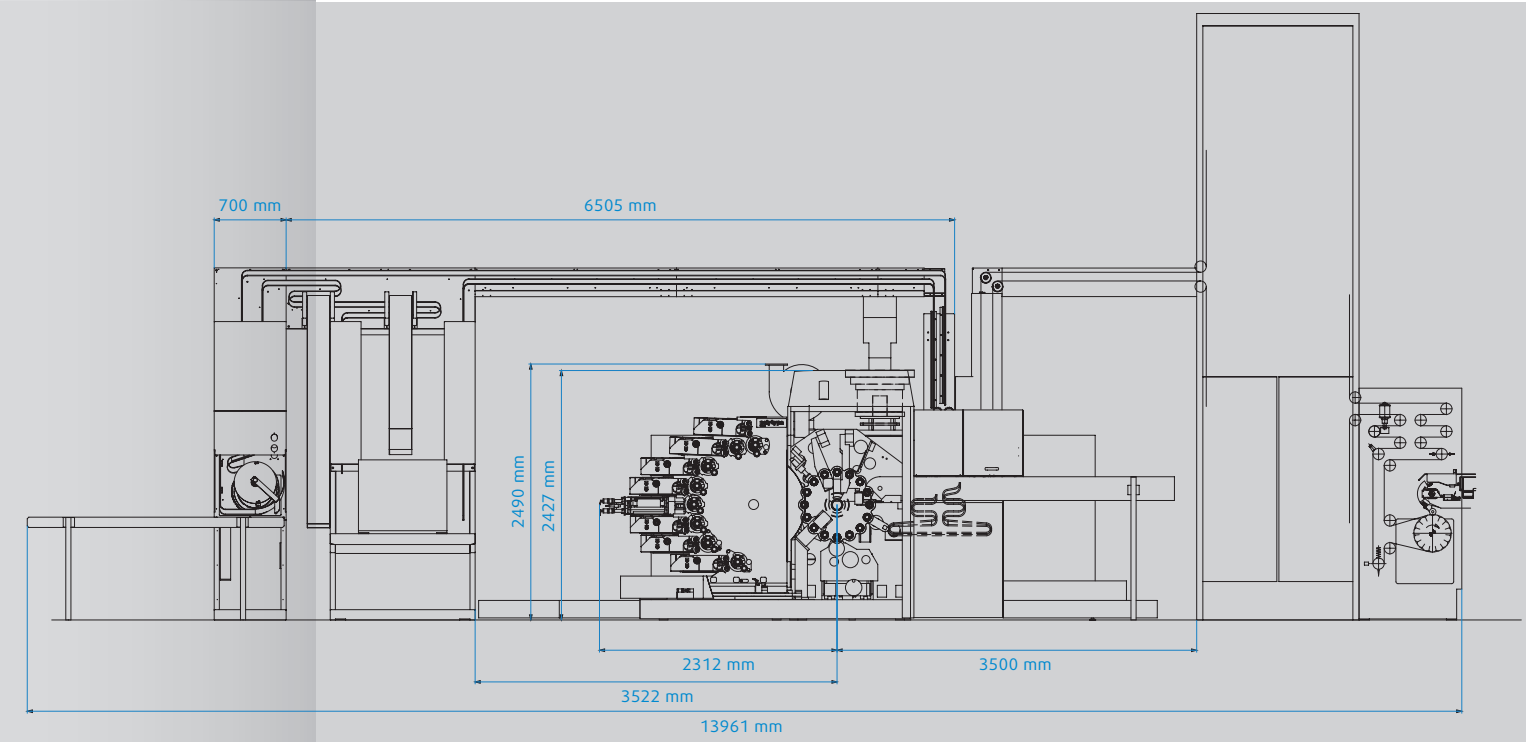


//polytype is a leading manufacturer of high-quality decorating and finishing machines for plastic tubes and sleeves. Customers benefit every day from the extreme flexibility and high productivity of //polytype solutions coupled with the company's process expertise and excellent service.

//polytype is part of the Swiss wifag//polytype Group, which operates globally and has branches in Switzerland, Germany, Bulgaria, USA and Thailand. This alliance gives //polytype access to a broad technology base and guarantees a global and professional partnership for your success.

Machine layout for cost-effective operation

- // Manual or automatic loading and unloading
- // Wide range of tube finishing operations
- // Offline and inline operation
- // Further optional processes also available



Technical data	
Min./max. diameter:	(13.5)19-50(63.5) mm
Skirt length:	60-215 mm
Max. printing width:	205 mm
Cap diameter:	19-50 mm
Max. printing speed:*	130/min.
Weight of main machine:	~10000 kg
*dependent on machine configuration	

The following processes are also available as options:

- // Lacquer viscosity measurement system
- // Pre-print
- // Alignment of the print image with a tube marker
- // Vision control system


Feeding tubes

Tubes can be fed in manually, semi-automatically from a storage magazine or fully automatically using a drum.




Membrane film fixing

To seal the tube opening, precisely sized membranes are punched out before the aluminum or plastic laminate film is welded to the tube head.




Ionisation with dust exhaust

To clean the tubes, particles are neutralized electrostatically and then cleaned of dirt particles using a vacuum.




Cap screw-on/snap-on

The same station can be used to screw in closures or snap on caps without time-consuming changeovers.





Cap tightening

Once a cap has been screwed on, a controlled process is used to tighten it using the correct torque.




Surface pre-treatment

To ensure reliable ink adhesion, this station is used to pre-treat the surface of the tubes with gas or a Corona.



UV lacquer curing

The UV lacquer curing process takes place in a separate //polytype oven with progressive heat control. The path is S-shaped and equipped with two UV radiation elements. A swivel-mounted opening enables easy cleaning and simple reel changes.




Anilox/squeegee lacquering unit

The lacquering unit ensures even application using either a squeegee or anilox lacquering unit. The unit can be pulled out, which ensures excellent accessibility. A temperature control system is also integrated.



UV ink curing

The UV ink curing process is equipped with progressive power control. It was developed for quick lamp changes and ease of maintenance.




Temperature-controlled inking unit

This inking unit ensures constant ink processing and was designed for fast ink changes. It is also very easy to maintain.



High-precision printing unit

The printing unit can reproduce print images comprising up to 8 colors in consistently high quality even over longer periods. Thanks to the ergonomic design and quick-change options, a print image can be changed within a very short space of time.



Printing plate punching device

30x magnification helps ensure precise printing plate punching.

Printing plate cylinder

Printing plate cylinders with clamp or magnetic design enable quick and easy plate changeovers.


The right printing unit for the right application!

- // The state-of-the-art printing units are the result of decades of experience
- // Robust and durable construction for high-quality printing
- // polytype offers a printing unit solution for every decoration need




The standard 8-color dry offset printing unit T91

- // 8-color printing unit frame
- // Inking trough with screw or levers
- // Separate duct roller drives
- // Central lubrication
- // Automatic roller-washing unit
- // Standard or magnetic printing plate cylinder
- // Ink mist removal
- // Plate cylinder Ø: 165 mm
- // Rubber blankets: 6 (3)



The 9-color dry offset printing unit M91

- // 9-color printing unit frame
- // Inking trough with screw or levers
- // Separate duct roller drives
- // Central lubrication
- // Automatic roller-washing unit
- // Standard or magnetic printing plate cylinder
- // Printing pressure with fine adjustment
- // Covered gearwheels
- // Plate cylinder Ø: 165 mm
- // Rubber blankets: 6 (3)



The dry offset printing unit T80 for small diameters

- // 8-color printing unit frame
- // Inking trough with screw or levers
- // Separate duct roller drives
- // Central lubrication
- // Automatic roller-washing unit
- // Standard or magnetic printing plate cylinder
- // Printing pressure with fine adjustment
- // Ink mist removal
- // Covered gearwheels
- // Toray printing method
- // Plate cylinder Ø: 100 mm
- // Rubber blankets: 8 (4)